




U.S. CURRENCY
EDUCATION PROGRAM

DECODING DOLLARS: THE \$20



uscurrency.gov



FEDERAL

C

JACKSON



Understanding how to check the security features in U.S. currency will help you avoid accepting a counterfeit note.

The \$20 note has security features you will find in other denominations of U.S. currency, including a:



Color-shifting numeral



Watermark



Security thread

It only takes a few seconds and a few simple steps to check these security features and know that the note you are handling is genuine U.S. currency.

Decoding the \$20

FEEL, TILT, CHECK

To check the security features in the \$20 note, feel the paper, tilt the note, and check with light.



Feel the paper

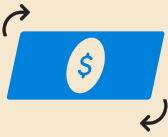
Raised printing

Move your finger across the note. It should feel slightly rough to the touch because of the raised printing and the unique composition of the paper, which is a blend of 75 percent cotton and 25 percent linen.



CURRENCY
PAPER
COMPOSITION





Tilt the note

Color-shifting numeral

Tilt the note to see the 20 in the lower right corner change color from copper to green.



Check with light

Security thread

Hold the note to light to see a security thread to the left of Andrew Jackson's portrait. It reads 'USA TWENTY' and includes a small flag. The thread is visible from the front and back of the note and glows green under ultraviolet light.

Watermark

Hold the note to light to see a faint image of Andrew Jackson to the right of the portrait. The watermark is visible from the front and back of the note.



Counterfeit Reporting

Think you have a counterfeit?

Become familiar with your organization's counterfeit-reporting procedures and learn what to do if you suspect you have a counterfeit note. This may include contacting local law enforcement or the local field office of the United States Secret Service.




uscurrency.gov
secretservice.gov

THE

NEEDS STATE

AND FEDERAL



ML 7658084

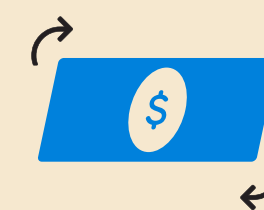
[Handwritten scribbles]



Decoding the \$20

FEEL, TILT, CHECK

It only takes a few seconds to check the security features of the \$20 note. To know it's real, just feel the paper, tilt the note, and check with light.



Check with light

Security thread

Hold the note to light to see the security thread, which reads 'USA TWENTY' and includes a small flag, to the left of the portrait.

The thread is visible from both sides of the note and glows green under ultraviolet light.



Feel the paper

Raised printing

Move your finger across Andrew Jackson's collar. It should feel slightly rough to the touch because of the raised printing and unique composition of the paper.



Tilt the note

Color-shifting numeral

Tilt the note to see the 20 in the lower right corner change from copper to green.



Check with light

Watermark

Hold the note to the light to see a faint image of Andrew Jackson to the right of the portrait.

The watermark is visible from both sides of the note.



uscurrency.gov

ITEM #1106 · 2024